









We want your input on a U-PASS for the UFV!

1. How do you currently travel to campus?			Response Percent	Response Count
Car passenger			8.1%	43
Car driver			64.2%	341
Bus			19.2%	102
Walk			2.3%	12
Bicycle			1.9%	10
Other (please specify)			4.3%	23
			<i>answered question</i>	531
			<i>skipped question</i>	1

2. Are you a full or part-time student?			Response Percent	Response Count
Full-time			83.8%	445
Part-time			16.2%	86
			<i>answered question</i>	531
			<i>skipped question</i>	1

3. What are the first three digits of the postal code where you live while going to UFV?		Response Count
		517
		<i>answered question</i>
		517
		<i>skipped question</i>
		15

4. During the semester, how often do you use the transit system in your community?

		Response Percent	Response Count
Every day		14.8%	79
1-2 days per week		13.7%	73
1-2 days per month		5.1%	27
1-3 days per semester		13.2%	70
Never		53.2%	283
		<i>answered question</i>	532
		<i>skipped question</i>	0

5. When you use transit, which product do you use?

		Response Percent	Response Count
Cash/tickets		79.9%	349
Monthly pass		6.9%	30
Semester Pass		13.3%	58
		<i>answered question</i>	437
		<i>skipped question</i>	95

6. As part of a U-PASS program for UFV students, some transit service improvements would be anticipated. Taking into consideration the recent transit improvements in Abbotsford and planned service increases in Mission**, please rate the potential transit improvements in order of importance, with 1 being of low importance and 7 being very important.




	1	2	3	4	5	6	7	Don't know	Response Count
1. Frequency of Mission (#31) connection	26.9% (140)	7.7% (40)	4.8% (25)	4.8% (25)	5.8% (30)	7.3% (38)	13.1% (68)	29.6% (154)	520
2. Holiday/Sunday service to and from UFV	26.0% (134)	8.0% (41)	9.1% (47)	9.3% (48)	10.3% (53)	7.2% (37)	12.0% (62)	18.1% (93)	515
3. Faster crosstown connections to and from UFV	9.6% (50)	2.1% (11)	3.5% (18)	6.3% (33)	10.0% (52)	15.6% (81)	39.8% (207)	13.1% (68)	520
4. Abbotsford/Chilliwack connection	17.0% (88)	5.0% (26)	4.8% (25)	4.4% (23)	6.8% (35)	9.7% (50)	35.7% (185)	16.6% (86)	518
5. Frequency and hours of Aldergrove Connection (#21)	21.7% (112)	5.8% (30)	5.6% (29)	7.0% (36)	7.7% (40)	6.8% (35)	19.7% (102)	25.7% (133)	517
6. Evening and nighttime service to and from UFV	8.3% (43)	1.5% (8)	2.3% (12)	4.4% (23)	11.3% (59)	16.0% (83)	46.0% (239)	10.2% (53)	520
7. Early morning service to UFV	7.9% (41)	1.9% (10)	3.8% (20)	7.9% (41)	10.8% (56)	15.2% (79)	41.0% (213)	11.5% (60)	520
8. Chilliwack local service improvement	20.3% (103)	4.9% (25)	5.1% (26)	5.1% (26)	7.7% (39)	8.3% (42)	23.8% (121)	24.8% (126)	508
Other (please specify)									89
answered question									528
skipped question									4



7. Select value-added incentive you would like to have included in the U-PASS.

		Response Percent	Response Count
City of Abbotsford Recreation Services (ARC, MRC, Cultural Centre)		62.7%	304
Downtown and Cheam Centre YMCA in Chilliwack		32.4%	157
Mission Leisure Centre		22.3%	108
Discounts at local merchants		65.8%	319
Other (please specify)		11.8%	57
		answered question	485
		skipped question	47

8. Is public transit a viable mode of commuting to and from campus for you?

		Response Percent	Response Count
Yes		55.6%	292
No		44.4%	233
		Further comments?	202
		answered question	525
		skipped question	7

9. Which of the following U-PASS models would you prefer?		Response Percent	Response Count
Basic U-PASS: access to all existing public transit in the Fraser Valley including Abbotsford and Mission at current service Levels - Low-cost option (\$25-30 per 4-month semester).		29.7%	149
Inclusive U-PASS: Access to existing public transit in the Fraser Valley; including Chilliwack and some additional service hours to other areas within the Fraser Valley Regional District; passes to municipal recreation centres and local businesses - Mid-range cost option (\$35-40 per semester).		34.3%	172
Deluxe U-PASS: Access to all public transit in the FVRD*; substantial service improvements; passes to municipal recreation centres and local businesses - Higher-cost option (\$50-60 per semester).		35.9%	180
		<i>answered question</i>	501
		<i>skipped question</i>	31

10. Do you feel that encouraging transit use through a Universal Bus Pass program is an effective way for the Student Union Society to help reduce CO2 and particulate matter emissions in the Fraser Valley?		Response Percent	Response Count
Yes		87.3%	461
No		12.7%	67
Is there anything else you would like to see in a U-PASS for UFV?			133
		<i>answered question</i>	528
		<i>skipped question</i>	4

11. Please provide your email address and phone number if you would like to be included in a draw for a UFV Semester pass, \$105 value.

		Response Percent	Response Count
Name:	<input type="text"/>	99.6%	530
Email Address:	<input type="text"/>	100.0%	532
Phone Number:	<input type="text"/>	100.0%	532
		<i>answered question</i>	532
		<i>skipped question</i>	0