

STATEMENT OF **FINANCIAL** **INFORMATION**

For the Fiscal Year Ended March 31, 2025



Table of Contents

Schedule of Guarantee and Indemnity Agreements	1
Schedule of Renumeration and Expenses	5
Reconciliation of Salaries & Wages	19
Statement of Severance Agreements.....	20
Schedule of Payments to Suppliers of Goods and Services	21
Reconciliation of Expenditures.....	29
Management Report and Statement of Financial Information Approval.....	30
Management Report	31
Statement of Financial Information Approval	32

SCHEDULE OF GUARANTEE and INDEMNITY AGREEMENTS

For the Fiscal Year ended March 31, 2025

**Pursuant to the
Financial Information Act
RSBC 1996, c. 140,
Financial Information Regulation
(August 1, 2018), Schedule 1, Section 5**

SCHEDULE OF GUARANTEE AND INDEMNITY AGREEMENTS

All guarantees and indemnities in the regular course of business have been approved by the University, College and Institute Protection Program of the Provincial Government.

123 Dentists - Affiliation Agreement
A-1 Party Rentals
Addgene
Adobe Inc.
Agile Sports Technologies Inc. dba Hudl
Agriculture and Agri-Food Canada
Alberta Canola Producers Commission
Alpha Mechanical Contracting Ltd
American Registry of Internet Numbers, Ltd.
American Sentinel University, Inc.
American Type Culture Collection
Anatis Bioprotection Inc.
Apple Inc.
ApplyBoard Inc.
Asana, Inc.
AXR Operating (BC) LP GP Inc.
B.C.A.A. Holdings Ltd.
Bank of Montreal (BMO)
BASF Canada Inc.
BBSR & Associates LLP
BC Blueberry Council
BCIT acting through BCCAT
Berry Growers of Ontario
BigSteelBox Corporation
Blackbaud, Inc.
Blackboard Inc.
Bleuets Corymbe Quebec
Board of Education of School District No (Various)
British Columbia Hydro
British Columbia Transit
CampusOptics, Inc.
Canada's Digital Technology Supercluster
Canadian Centre on Substance Use and Addiction
Canadian Council of Archives
Canadian Turner Constuction Company Canarie Inc.
Canem Systems Ltd.
Canola Council of Canada
Capilano University
CDW Canada Corp.
CGI Inc (CONSEILLERS EN GESTION ET INFORMATIQUE CGI
INC) Chilliwack Arts & Cultural Centre Society
Chilliwack Economic Partners Corporation
CICAN
Cisco Systems Capital Canada Co.
City of Abbotsford
City of Chilliwack
City of Coquitlam
City of Mission
City of Windsor
Clark Builders Inc
Coast Capital Savings Federal Credit Union
Cogneeto Inc.
College and Institutes Canada
Compugen Inc.
Computer Lab Solutions, LLC
Co-operative Education and Work Integrated Learning Canada
Coupa Software, Inc. (CEWIL)
Custom House ULC dab Western Union Business Solutions
Cutter & Buck Inc.
Cvent
CWB Group
Dell Financial Services Canada Limited

SCHEDULE OF GUARANTEE AND INDEMNITY AGREEMENTS

Dell Inc.
 DIALOG BC Architecture Engineering Interior Design Planning Inc
 DocketManager Inc.
 DocuSign
 Dual Credit Agreement between UFV and various independent schools
 Dual Credit Agreement between UFV and various public school districts
 EBSCO Publishing, Inc.
 Edifice Construction Inc.
 Eigen Development Ltd.
 Elmwood Place Operating Inc.
 Empower International Careers Inc.
 Entrust Limited
 Eventbrite, Inc.
 FCA Canada Inc.
 Ferme Ethier
 Ferme Francois Gosselin
 Ferme Onesime Pouliot Inc.
 Ferme Van Tassel Grandes Cultures S.E.N.C.
 Festo Didactic Ltd.
 Ford Motor Company of Canada
 Fort Modular Inc.
 FortisBC Inc. and FortisBC Energy Inc
 Fraisiere Buisson
 Fraser Valley Regional District (FVRD)
 Freedom Mobile
 Friesens Corporation
 Gaussian, Inc.
 Google, Inc.
 Government of Canada (DFATD) - The ASEAN Regional Development Program
 Government of Canada (Global Affairs Canada)
 Group2 Architecture Interior Design Ltd
 Her Majesty the Queen in Right of Canada as represented by the Minister of Canadian Heritage
 Her Majesty the Queen in Right of Canada, as represented by the Minister of Foreign Affairs
 Her Majesty the Queen in Right of Canada, represented herein by the Chief Executive Officer of CORCAN
 Her Majesty the Queen in Right of the Province of British Columbia, represented by the Minister of Citizens' Services
 His Majesty the King in Right of British Columbia, as represented by Elections BC
 His Majesty the King in Right of Canada as represented by the Minister of the Environment who is responsible for the Department of the Environment
 His Majesty the King in right of Canada represented by the Minister for International Development acting through the Department of Foreign Affairs, Trade and Development
 His Majesty the King in Right of Canada, as represented by the Minister of Foreign Affairs, acting through the Department of Foreign Affairs, Trade and Development (DFATD)
 His Majesty the King in Right of Canada, as represented by the National Research Council of Canada
 His Majesty the King in Right of Canada, represented by the Minister of Post-Secondary Education and Future Skills and UCIPP
 His Majesty the King in Right of Canada, represented by the Minister of Public Safety and Emergency Preparedness
 His Majesty the King in right of the Province of British Columbia as represented by the Minister of Transportation & Infrastructure (MOT)
 His Majesty the King in Right of Canada, as represented by the Minister of Employment and Social Development
 Honeywell Business Solutions
 Humber River Health
 Impark
 Independent Schools Association of BC
 Insurance Corporation of British Columbia
 International Development Research Centre (IDRC)
 ISIT Technology Inc
 JASCO, Inc.
 JCL Hospitality Ltd.
 Kawkawa Camp Society
 KbPort LLC
 KPMG LLP
 Ladybird S.R.L.
 Lafarge Canada Inc.
 Lamar Transit Advertising Canada Ltd.
 LinkedIn Corp.
 Loomly Inc.
 Lumivero LLC

SCHEDULE OF GUARANTEE AND INDEMNITY AGREEMENTS

Le Jardinier de la Presqu'île
 Les Productions Horticoles Demers Inc.
 Manitoba Canola Growers Association
 Melloche Monnex Inc.
 MEOPAR Incorporated Minister of International Development
 Minister of Public Safety and Emergency Preparedness
 Ministry of Children and Family Development - Affiliation Agreement
 Mircom Technologies Inc.
 Moneris Solutions Corporation
 National Research Council of Canada
 Neel-Tech Inc.
 NurseAchieve, Corp.
 Oracle Canada ULC
 Parkland Refining (B.C.) Ltd.
 Perfectmind Inc.
 Phoenix Tent & Event Rentals Inc.
 Point and Click Solutions Ltd.
 Revera Retirement Genpar Inc.
 RimaOne SAS
 Rogers Communications Canada Inc.
 Saskatchewan Canola Development Commission
 School District No. 34 - Abbotsford
 School District No. 75 - Mission
 SFU BC-CAI
 Sidearm Sports, LLC
 Simon Fraser University (SFU)
 State Sport Centres Trust trading as Melbourne Sports Centres and State of Victoria
 Steris Canada Sales ULC
 Studyportals Analytics & Consulting Team
 SurveyMonkey Europe UC
 Sync Inc.
 TD Life Insurance Company
 TeamDynamix Solutions LLC
 TechSmith Corporation
 Telus Communications Inc.
 Thankview, LLC
 The Board of Governors of Bow Valley College
 The Corporation of the City of Windsor
 The Red Cross Training Society
 Thunderbird Press Ltd.
 Trillium Health Partners
 Trisura Guarantee Insurance Company
 TrueLearn, LLC
 U.S. Highbush Blueberry Council (USHBC)
 UFV Board Members
 United Way BC
 Université Laval
 University of British Columbia
 University of Guelph
 Up In Code Inc. (ShowPass)
 Vancouver Community College (Administrator)
 Vancouver Institute of Philosophy for Children
 Volleyball BC
 Wild Blueberry Producers Association of Nova Scotia
 Workday, Inc.
 Workers' Compensation Board
 Wrike, Inc.
 WSP Canada Inc.
 Xakia Technologies Inc.
 Zoom Video Communications, Inc.

Pursuant to Section 2 (2)(d) of the Financial Information Act, S.B.C. 1996, c. 140

SCHEDULE OF REMUNERATION AND EXPENSES

For the Fiscal Year ended March 31, 2025

**Pursuant to the
Financial Information Act
RSBC 1996, c. 140,
Financial Information Regulation
(August 1, 2018), Schedule 1, Section 6**

**Schedule of Remuneration and Expenses
Pursuant to the Financial Information Act
Fiscal Year April 1, 2024 to March 31, 2025**



EMPLOYEES SALARIES OVER \$75,000

NAME	SALARIES	EXPENSES
Abbott, Jeremy	106,515	374
Ackah, Audrey	181,529	7,714
Adamik, Ana	90,163	4,064
Adams, Nicole	230,831	5,607
Adesina, Opeyemi	161,320	2,911
Affleck, Ian	137,604	4,731
Affleck, Marlene	77,746	3,702
Ahmadi, Bahara	76,724	-
Ahmadi, Yalda	121,044	16,915
Akuffo, Edward	149,201	33,733
Al Nakshabandi, Mohamed	125,948	4,578
Alary, Donna	93,769	2,733
Albonico, Andrea	127,028	2,300
Alexander, Deborah	113,502	-
Alfred, Avril	84,175	536
Alger, Kasey	118,446	8,242
Almudhaf, Soud	100,991	3,927
Anaba, Michael	119,754	-
Anderson, Anastasia	115,473	4,650
Anderson, Bryanna	108,939	4,175
Anderson, David	126,514	1,009
Andrew, Myles	113,502	736
Andrews, Lorna	115,502	67
Andrews, Tisha	88,919	2,200
Ang, Jerry	77,124	57
Ang, Priscilla	117,002	2,378
Antonio, Janet	91,858	1,306
Antonishen, Kevin	114,402	-
Anzai, Tetsuomi	136,590	1,821
Apostolakis, Rilla	93,769	312
Arney, Nathanael	125,982	90
Arroliga-Piper, Teresa	114,502	-
Arsenault, Randal	97,104	5,401
Ascanio, Ricardo	93,051	320
Atake, Rita	123,612	2,000
Atkins, Carolyn	117,623	913
Aubin Boisclair, Renette	122,707	2,501
Authier, Laura	156,387	5,684
Azmoodeh, Kamaledin	89,976	-
Bachar, Avner	108,799	-
Baerg, Janelle	120,309	2,848
Baier, Glen	110,290	3,931
Bailey, Devon	89,292	2,778
Bailie, Addisu	82,717	-
Baillie, Kyle	178,811	4,328
Bains, Satwinder	137,842	7,296
Bakos, Adrianna	108,799	681
Balagopal, Raji	127,895	-
Bardaro, Marc	114,502	728
Barrett, Jennifer	108,122	-
Basra, Dalbinder	86,631	4,018
Batu, Michael	141,834	1,484
Bearingwala, Mohammed	75,487	2,139
Beaulieu, Sarah	146,461	2,979
Bedard, James	131,378	1,681
Bedard, Maurice	113,462	696
Bekirov, Aydan	76,242	702
Bell, Colleen	114,502	3,011

**Schedule of Remuneration and Expenses
Pursuant to the Financial Information Act
Fiscal Year April 1, 2024 to March 31, 2025**



EMPLOYEES SALARIES OVER \$75,000

NAME	SALARIES	EXPENSES
Bennett, Kimberly	148,710	12,080
Bennett, Nathan	80,000	5,654
Beshara, Cory	135,832	165
Betker, Marie	122,247	3,422
Beugeling, Trevor	105,821	2,798
Bhalru, Sanjit	80,112	-
Bialas, Nathan	131,610	-
Bingert, Lorraine	92,912	2,471
Biondi, Anthony	75,001	551
Blakeborough, Darren	139,871	115
Boisvert, Courtney	133,878	1,400
Bontuyan, Adrian	82,221	1,685
Boswell, Liana	75,095	-
Brammer, Paul	85,781	1,618
Brandenburg, Jason	114,022	5,534
Brar, Berinder	112,151	1,484
Brcic, Jelena	109,799	6,121
Breedveld, Mark	125,982	1,239
Brennan, Kevin	77,879	2,225
Briscoe, Lisa	82,180	1,358
Britton, Vandy	133,565	3,945
Brosinski, Mark	136,536	800
Brown, Aimee	113,502	-
Brown, Joanne	85,832	764
Brune, Sara	113,502	225
Burk, Kevin	114,483	372
Burkholder, Eileen	113,502	25
Burton, Samuel	86,596	1,108
Butaev, Almaz	105,547	70
Butner, Helen	124,407	-
Cain, Heidi	81,892	-
Callison, Camille	162,233	32,196
Cameron, Alan	115,421	4,047
Campbell, Christopher	141,055	3,891
Campbell, Jason	76,118	-
Campbell, Nicola	113,652	-
Campbell, Russell	110,528	57
Canning, Shelley	114,993	2,351
Carew, Joseph	79,285	3,500
Carlson, Keith	250,795	16,566
Carr, Geoffrey	135,982	1,987
Carroll, John	109,378	-
Casarini, Marcel	117,132	1,916
Chadsey, Karen	75,972	-
Chan, Lily	95,428	4,230
Chan, Lincoln	84,906	4,965
Chapdelaine, Matthew-Grae	76,492	645
Charles, Charles William	79,214	808
Cheng, Quan	124,400	4,488
Cherkas, Jason	148,827	4,972
Chiang, Linus	107,245	1,346
Chizma, Jeff	114,025	-
Choe, Jun	125,995	1,091
Chong, Hui Ling	129,103	237
Christensen, Dean	88,007	1,623
Chu, Ping	114,502	150
Cisternas Toledo, Juan	96,012	661
Coates, Camilla	76,879	-

Schedule of Remuneration and Expenses
Pursuant to the Financial Information Act
Fiscal Year April 1, 2024 to March 31, 2025



EMPLOYEES SALARIES OVER \$75,000

NAME	SALARIES	EXPENSES
Cockerill, Daphne	76,879	628
Cohen, Irwin	113,502	3,062
Cole, Justin	79,484	1,916
Cole, Shelley	81,408	-
Colwell, Rhonda	90,480	-
Compeau, Heather	113,502	425
Condello, Giuseppe	84,437	2,279
Cook, Anna	123,317	5,212
Cook, Ryan	85,832	-
Cooper, Karen	94,769	-
Coreau, Laurie	99,839	990
Coreau, Ryan	78,597	2,580
Corman, Michael	144,901	2,112
Corman, Tara	89,204	395
Cottrill, Jessica	80,264	2,442
Courage, Tamara	104,338	300
Couse, Candace	127,452	-
Croft, Julie	78,697	3,215
Cruickshank, Diane	91,602	50
da Costa Ferreira, Joao	98,288	1,812
Daley, Kim	88,116	2,820
Dallavalle, Jason	107,353	4,359
Dallow, Lauren	76,738	3,068
Daniel, Bryan	132,419	-
Davis, Ethan	87,834	-
de Groot, Daniel	85,996	701
de Luna, Maria	114,973	47
De Wet, Andreas	101,420	-
DeGagne, Deirdre	93,328	4,329
Deisman, Wade	88,028	1,072
DeMichelis, Carey	106,629	3,560
Dennison, Zoe	139,461	-
Deon, Jennifer	120,754	1,130
Derksen, Donna	77,486	3,950
Derksen, Karen	81,892	1,078
Deschenes, Karla	94,769	1,500
Devitt, Deanna	81,892	620
Dewolde, Kevin	138,461	1,567
Dhawan, Rajnish	123,129	185
Dhungel, Rita	113,805	18,483
Diaz, Alejandro	144,182	-
Dickson, Carol	103,365	6,969
Dieleman, Michael	133,571	-
Doan, Mai Anh	146,191	2,082
Dobson, David	133,221	2,154
Dorion, Claude	81,892	134
Douglas, Leah	131,757	5,000
Dow, Martha	190,103	6,332
Dowhal, Jayson	96,168	20
Draney, Shannon	81,988	-
Dueck, Timothy	132,162	7,503
Duff, Alexander	84,906	909
Duke, Lara	170,587	4,275
Dvoracek, Vladimir	205,631	1,723
Dyck, Shawna	80,622	72
Dzal, Yvonne	111,759	-
El Sayad, Ismail	142,607	3,828
Elford, Annie	80,995	-

Schedule of Remuneration and Expenses
Pursuant to the Financial Information Act
Fiscal Year April 1, 2024 to March 31, 2025



EMPLOYEES SALARIES OVER \$75,000

NAME	SALARIES	EXPENSES
El-Hadi, Ingi	119,141	4,374
Embury, Trevor	115,463	2,538
Endelman, Robin	114,502	259
Enevoldson, Joseph	80,000	2,623
Engen, Shelley	117,358	4,405
Enns, Cherie	143,997	33,824
Enyinnaya, Joy	119,230	214
Erland, Lauren	156,969	6,636
Evans, Tracy	113,941	5,663
Faghanipour, Somayeh	113,502	1,256
Fairweather, Yvette	77,879	905
Fang, Sumin	122,863	7,111
Farmani, Sophie	104,613	90
Feenstra, Joel	113,224	2,090
Fehr, Garry	175,325	9,564
Fenske, David	138,461	-
Ferguson, Kimberly	81,255	4,440
Fernandes, Emil	85,906	224
Fernando, John	75,133	2,680
Ferris, Jonathan	92,528	3,686
Fischer, Benedikt	133,700	3,893
Fischer, Mark	97,476	7,905
Fisher, Cameron	100,610	1,721
Fleming, Sharon	82,261	1,419
Flood, Christopher	86,021	2,049
Fontaine, Paul	146,386	1,288
Forcier, Christina	136,691	151
Fordham, Whitney	110,577	1,303
Foreman, Walter	114,495	15,348
Fotouhi, Ali Reza	131,909	3,648
Fournier, Danielle	85,648	1,913
Fox, Darrell	125,982	531
Fozilova, Dilsora	83,783	115
Francis, Zoe	85,842	5,326
Franklin, Valerie	78,025	-
Friesen, Ashley	87,251	2,935
Friesen, Christopher	140,931	56
Friesen, Kerry	123,667	4,927
Friesen, Mark	116,559	2,313
Fritzke, Grant	113,502	1,008
Funk, Paula	95,369	1,813
Gabor-Martinez, Sarah	76,896	-
Gaetz, Michael	138,892	1,338
Gannon, Gerald	115,322	3,000
Garcia, Kathryn	95,849	1,062
Garrett, John	94,395	4,761
Gaspar, Stephen	148,107	5,182
Gazso, Amber	117,022	2,062
Gelaude, Amara	76,767	272
Geller, Peter	185,755	8,016
Geniole, Shawn	148,242	-
Ghafourifar, Golfam	123,749	3,161
Gibbons, Aidan	88,676	-
Gibson, Lisa	82,258	2,650
Gicas, Kristina	83,865	3,106
Giles, Luisa	121,222	4,310
Gill, Geetanjali	146,030	32,994
Gill, Manjot	113,848	1,373

**Schedule of Remuneration and Expenses
Pursuant to the Financial Information Act
Fiscal Year April 1, 2024 to March 31, 2025**



EMPLOYEES SALARIES OVER \$75,000

NAME	SALARIES	EXPENSES
Gill, Sheila	77,122	-
Gillespie, Sandra	107,959	313
Gillies, Sharon	135,300	-
Godron, Jeboah	121,916	20,383
Goertz, Daniel	93,696	1,131
Goerzen, Monique	98,139	2,083
Gormley, Andrea	83,824	2,613
Gracey, Wendy	88,247	4,933
Graham, Kelli	94,401	2,807
Grant, Cecilia	129,667	-
Grewal, Brittany	81,785	881
Griffith, Anna	148,167	1,116
Grimson, Amanda	76,879	267
Guiaya, Kelly	122,982	4,374
Guzyk, Moira	93,610	441
Hadian, Javad	104,719	127
Haider, Fizza	84,684	2,614
Hajbaba, Amir	126,982	-
Hamilton, Gena	91,613	4,127
Haner, Timothy	124,902	-
Hannah, Samantha	151,997	769
Hans, Harmandeep	115,221	128
Hans, Sundeep	118,861	653
Harding, Sonia	75,267	200
Hardman, Shirley	159,060	2,669
Hargreaves, Kirsten	125,742	3,040
Harms, Keith	113,502	-
Harper, David	121,822	1,402
Hart, Ceilidh	95,763	2,313
Hartman, Brock	113,502	-
Hatfield, Gillian	116,620	5,744
Hay, Claire	121,822	127
Heidt, Jonathon	114,002	337
Heidt, Raegan	87,835	-
Herman, Lucia	118,493	-
Herron, Tim	114,502	206
Hetherington, Jennifer	109,300	1,153
Higgins, Katriina	95,837	13,967
Hine, Thomas	83,972	372
Hitch, Michael	168,984	20,020
Hodges, Alastair	159,146	2,265
Hogan, Jacqueline	243,869	10,867
Hoge, Doran	136,309	4,945
Horita, Leslie	102,954	-
Horne, Larissa	138,461	1,478
Hossain, Ziaul	141,610	4,244
Huang, Longlong	117,347	-
Huebel, Sebastian	77,978	1,368
Hughes, Andrea	125,202	324
Hughes, Joan	114,785	-
Humphries, Christopher	101,448	2,882
Hurley, Alicia	97,873	3,269
Hurley, Sian	114,502	161
Hutchinson, Cathy	81,875	159
Idzior, Aleksandra	146,687	1,700
Ivanof, Mihai	136,342	-
Iverson, Andrew	86,305	1,500
Iwama, Daniel	104,044	2,335

**Schedule of Remuneration and Expenses
Pursuant to the Financial Information Act
Fiscal Year April 1, 2024 to March 31, 2025**



EMPLOYEES SALARIES OVER \$75,000

NAME	SALARIES	EXPENSES
Jager, Karin	113,983	525
Jang, Gordon	93,551	-
Janmaat, Alida	91,345	2,455
Jantzen, Stephanie	86,242	4,384
Janzen, Carl	132,830	-
Janzen, Lorelei	85,965	321
Jardine, Cynthia	200,698	34,609
Jaswal, Amarjit	114,770	2,286
Javid, Hassan	132,448	3,379
Jeal, Bethany	105,037	868
Jeffrey, Rita	83,755	2,517
Jeske, Kevin	184,128	6,906
Jobb, Debbie	130,187	871
Joe, Leanne	100,558	2,792
Johanson, Sarah	117,563	1,516
Johnson, Cheryl	77,879	2,375
Johnson, Michelle	92,610	1,749
Johnston, Amber	131,673	2,633
Johnston, David	178,592	9,394
Jones, Beverly Ann	117,615	2,000
Jones, Christine	77,911	415
Jones, Jason	151,630	4,982
Jones, Melanie	126,419	1,410
Jovanovic, Aleksandar	103,939	2,412
Jule, Allyson	177,864	11,677
Julseth-White, Spenser	106,918	1,245
Justin, Brian	133,854	4,944
Kalmbach, Bernard	111,597	2,555
Karli, Selena	91,421	631
Karunanayaka, Ruwan	124,973	-
Kassam, Natasha	95,170	1,076
Kaszonyi, Tara	77,118	58
Kaur, Ranminder	83,749	2,372
Kaur, Ravinder	91,892	1,829
Kelm, Aimee	76,375	4,000
Kemball, Madison	107,451	1,776
Kersten, Mark	114,502	5,093
Kerton, Tina	136,836	3,222
Key, Dean	113,502	1,251
Khaligh-Razavi, Mohammad	118,504	12
Khawaja, Masud	116,238	2,058
Kidd, Davida	101,689	1,531
Kilgannon, Allison	119,671	-
Kim, SeungBok	90,596	925
Kim, Soowook	89,148	67
Kim, Young-Il	139,461	8,549
Kimbi Joko, Michael	93,478	-
Kisilevich, Teresa	162,585	12,260
Kjestrup, Megan	75,916	3,569
Klassen, Chelsea	143,613	6,453
Klassen, Nicole	112,852	3,425
Kleinveldt, Lynn	122,312	2,881
Klenk, Karen	121,580	1,280
Kloos, Katherine	110,104	-
Konarski, Richard	97,226	-
Krahn, Vanessa	94,769	1,726
Kristin, Shawna	112,907	4,783
Kuczynska, Anna	135,718	-

**Schedule of Remuneration and Expenses
Pursuant to the Financial Information Act
Fiscal Year April 1, 2024 to March 31, 2025**



EMPLOYEES SALARIES OVER \$75,000

NAME	SALARIES	EXPENSES
Kumar, Dinesh	89,919	279
La Flamme, Michelle	114,156	196
Laghzaoui, Ghizlane	116,582	47
Lai, Hoong Meng	131,076	2,453
Lai, Shu-Wen	87,596	886
Lalani, Ashraf	138,371	9,779
Lambek, Simon	99,151	-
Landolfi, Emilio	124,902	5,759
Landry, Dana	135,301	3,513
Larsen, Agnieszka	119,706	2,595
Latour, Toni	111,594	2,000
Lebe Boogbaa, Oghenerukevwe	112,190	1,483
Leclerc, Brittney	91,322	2,552
Lee, Justin	142,960	2,141
Lee, Yin Hang	114,983	999
Lee, Zina	132,939	4,037
Leon Guevara, Carlos	101,716	-
Leon Torres, Guillermo	119,938	-
Lepki, Anthony	80,892	1,253
Lesser, Iris	127,207	496
Letain, Shayne	85,691	-
Leung, Raymond	138,461	1,533
Levesque, Joan-Michael	100,991	7,089
Li, Hongfei	122,733	50
Li, Jason	81,566	1,163
Li, Yifei	80,210	1,448
Lian, Olav	116,829	14,809
Liang, Yue	78,803	20,468
Liao, Sha	105,693	-
Liebembuk, Shelley	127,594	5,324
Littlefield, Mark	91,832	1,143
Littmann, Helene	113,502	-
Lo, Edward	116,582	1,106
Long, Xiao Lin	138,141	4,785
Lopushinsky, Andrea	88,949	1,471
Loten, Cynthia	127,586	-
Lowndes, Thomas	79,000	7,422
Lownie, Keith	121,822	1,050
Macaulay, Wes	106,918	2,900
Machon, Mykal	108,324	1,893
Mackenzie, Lorne	137,709	2,590
MacLaren, Carolyn	129,820	15,379
MacLean, Joanne	299,514	35,261
MacMath, Sheryl	155,407	15,933
Magnuson, Curtis	136,630	3,380
Magsino, Elmer	81,908	188
Maher, William	125,849	53
Malek, Shahrazad	105,979	-
Malik, Akhtar	148,314	1,816
Mandalia, Helly	88,724	-
Mandigo, James	255,526	36,027
Mangat, Jaskiran	93,382	2,364
Manley, Mallory	88,379	6,806
Manu, Sitaniselao	120,574	-
Mapili, Mariano	137,421	1,500
Maranda, Cheryl	87,065	-
Marley, Ann	102,957	3,242
Marlor, Chantelle	146,368	7,238

Schedule of Remuneration and Expenses
Pursuant to the Financial Information Act
Fiscal Year April 1, 2024 to March 31, 2025



EMPLOYEES SALARIES OVER \$75,000

NAME	SALARIES	EXPENSES
Marples, Delinah	110,241	2,291
Marr, Travis	78,179	41
Marriette, Natasha	76,430	2,668
Marsh, Steven	104,737	-
Martel, Jennifer	83,680	3,775
Maschek, Michael	139,461	791
Mather, Greg	114,502	-
McAlpine, Heather	116,582	969
McCartney, Dale	132,221	-
McCormick, Amanda	107,959	2,923
McDonald, Darren	129,395	1,045
McGuire, David	196,788	95,382
McGurk, Patrick	113,502	-
McKay, Sheila	90,847	1,429
McKone, Tracey	109,723	734
McLean, Sarah	83,182	50
McLellan, Devon	112,851	625
McMartin, Lisa	93,903	3,655
McMillan, Robert	94,051	1,036
Medapati, Mohan	120,490	20
Melzer, Georg	85,907	-
Messamore, Barbara	114,502	2,605
Michaud, Matthew	103,032	1,957
Mide Kiss, Susan	215,704	30,800
Millar, Hayli	114,502	-
Millar, Shawn	80,892	92
Millen, Crawford	148,390	3,011
Miller, Kristopher	105,945	320
Miller, Mary	81,581	2,103
Miller, Rona	115,193	764
Milnes, Kim	143,901	173
Milobar, David	139,502	64
Mimmack, Gillian	123,599	-
Mix, Eve	85,184	2,127
Mohammadi, Parisa	85,906	4,900
Monkman, Christopher	122,712	219
Montoya-Pelaez, Pedro	113,993	-
Mooney, Nicola	120,398	100
Morgan, Jeffrey	130,632	2,166
Morrison, Tracy	84,095	899
Moy, Lisa	150,700	1,889
Mulder, Theresa	88,839	2,751
Mulhern, Peter	114,512	-
Murphy, Kelly	104,027	2,869
Murray, Sylvie	176,579	3,688
Murray, Trevor	106,398	604
Mykes, Amy	125,857	2,040
Myroshnychenko, Serhii	105,468	19,700
Nadeau, Bryan	98,545	-
Naeem, Faisal	96,682	4,235
Nagtegaal, Janice	89,514	5,584
Nasir, Shoaib	83,438	-
Natho, Karen	80,983	182
Naumov, Alexander	113,938	167
Navon, Dina	112,999	3,728
Nehring, Christine	124,074	237
Newman, Elaine	133,542	9,915
Newman, Lenore	180,063	17,566

**Schedule of Remuneration and Expenses
Pursuant to the Financial Information Act
Fiscal Year April 1, 2024 to March 31, 2025**



EMPLOYEES SALARIES OVER \$75,000

NAME	SALARIES	EXPENSES
Nickel, Kimberly	90,353	5,837
Nickelchok, Margaret	148,874	637
Nienhuis, Carl	121,212	150
Niven, Aurora	85,658	126
Noble, Tia	101,260	575
Norman, Kimberley	130,142	-
Nuruddin, Tariq	98,564	-
Nyaeme, Bassam	81,622	-
Ogolo, George	89,146	5,987
O'Gorman, Gillian	78,073	155
Okawa, Eiji	113,502	2,222
Okegbile, Samuel	75,668	215
Olafson, Matthew	113,995	-
Opmeer, Melanie	115,556	4,000
Orr, Jeffrey	131,495	2,582
Osmar Lopes, Felipe	77,113	75,946
Osterberg, Erin	114,502	4,592
Palameta, Alexander	99,251	-
Palmer, Gerald	130,050	90
Pan, Leon	151,943	57
Pannu, Mandeep	142,012	932
Pardy, Brett	126,735	1,418
Pardy, Linda	164,507	4,227
Parkinson, Sean	159,843	-
Parmar, Prabhjot	113,502	-
Pascuzzo, Caitlin	83,453	4,400
Patel, Harshal	94,051	6,828
Patel, Rushabh	80,258	1,400
Pearson, Mark	128,568	1,649
Peet, Kathy	94,732	963
Penner, Nicholas	113,502	5,010
Pesowski, Madison	116,443	1,063
Peters, Marie	115,958	2,642
Petit, Emiko	79,575	43
Philip, Brenda	102,652	357
Philips, Ravinder	114,502	85,873
Piper, Stephen	123,744	-
Pitcher, John	108,799	1,361
Pizzirani, Stefania	151,154	5,847
Podrouzek, Wayne	112,872	-
Poettcker, Betty	91,658	2,447
Polowek, Kim	125,982	337
Ponce, Carlos	144,701	337
Popescu, Melania	99,991	5,230
Prasad, Renee	126,473	-
Price, Jessica	120,232	37
Principe, Michelle	82,833	-
Pritchard, Daylan	79,477	1,549
Pritchard-Orr, Alison	115,582	746
Proietti, Valentina	148,477	-
Q, Talia	141,491	57
Qiao, Hong	85,584	51
Radzimski, Vanessa	123,002	2,015
Rahman, Mohammad	147,327	2,489
Raja, Afia	152,621	8,243
Raja, Zubair	75,668	2,228
Rajabi, Parsa	103,032	3,377
Rajeev, Rahul	111,063	1,744

**Schedule of Remuneration and Expenses
Pursuant to the Financial Information Act
Fiscal Year April 1, 2024 to March 31, 2025**



EMPLOYEES SALARIES OVER \$75,000

NAME	SALARIES	EXPENSES
Rao, Abhijit	140,469	-
Rapoport, Boris	107,451	112
Rasquinha, Peter	148,417	2,000
Reid, Alan	136,815	-
Rempel, Jennifer	77,392	647
Rempel, Mark	84,540	-
Rennie, Christine	88,919	-
Renso, Kevin	78,972	-
Riarh, Samantha	116,292	226
Rice, Mark	102,381	554
Riggins, Chad	108,451	2,000
Rigter, Sean	75,164	-
Roberts, Amanda	113,502	100
Robertson, Joanne	121,580	2,077
Robertson, Kirsten	91,902	4,451
Robertson, Sumitra	79,559	3,087
Rocksborough-Smith, Ian	114,156	384
Rodgers, Kathleen	150,752	1,899
Rosha, Upasana	77,641	901
Roy, Cameron	158,652	1,273
Roy, Jennifer	111,665	4,026
Rozema, Janelle	80,000	7,871
Rozenek, Tara	99,173	736
Ruddick, Valerie	82,899	3,937
Russell, Anne	89,291	-
Ryan, Mark	113,502	1,500
Ryder Glass, Tracy	217,170	6,375
Saretzky, Melinda	81,112	2,914
Saso-Jovanovic, Valentina	88,330	-
Sator, Andrea	83,438	-
Sawatzky, Erin	113,502	3,883
Scarrow, Nancy	98,077	2,264
Schincus, Christopher	164,875	10,395
Schlosser, Shane	117,788	-
Schmaltz, Gregory	129,712	3,356
Schroeder, Steven	117,908	2,583
Schultz, Cindy	142,384	4,479
Schwartz, Noah	116,582	6,621
Seal, Brooke	108,833	1,260
Sedara Jayetileke, Nipuni	84,970	2,257
Sehgal, Prachee	94,058	1,828
Selby, Scott	101,428	-
Selesky, Karen	85,644	-
Seo, Bosu	127,755	8,593
Shabani, Amir	146,191	272
Sharifi, Parjad	119,024	2,053
Shayler, David	136,536	3,262
Sheffield, Scott	114,502	4,297
Shetty, Khyati	147,055	2,692
Shigematsu, Tetsuro	75,918	-
Shilliday, Molleen	109,799	5,371
Shuker, Julia	99,435	-
Shum, Tony Ka-Ki	103,429	2,981
Shupe, Scott	146,318	2,000
Silver, Deborah	104,012	-
Simon, William	89,636	633
Singh, Anushray	90,179	1,688
Singh, Prabhsharanbir	110,587	47

**Schedule of Remuneration and Expenses
Pursuant to the Financial Information Act
Fiscal Year April 1, 2024 to March 31, 2025**



EMPLOYEES SALARIES OVER \$75,000

NAME	SALARIES	EXPENSES
Singh, Satinder	102,953	4,492
Sivia, Awneet	163,644	6,605
Skobkarev, Sergey	88,919	127
Small, Logan	124,093	-
Smith, Daryl	145,224	50,850
Smith, Rodney	113,502	2,025
Smith, Sandra	108,970	368
Smith, Shana	81,528	4,384
Smythe, Daniel	115,574	299
Snow, Rhonda	138,892	-
Spalding, Eric	131,142	3,115
Spidel, Alicia	83,549	340
Spielman, Lindsay	126,907	1,032
Spooner, Jacob	103,939	-
St Hilaire, Greg	139,177	5,499
Stam, Christina	116,163	360
Stefan, Shel	138,461	2,000
Stelting, Deanna	115,296	2,193
Stenerson, Stephanie	86,443	-
Stephen, Lee-Anne	128,240	200
Stewart, Cindy	138,461	4,242
Stewart, Mary	97,728	-
Stewart-Smith, Candace	123,385	4,115
Stoeckly, Pierce	77,879	-
Stoneson, Susan	122,975	1,700
Striebel, Kim-Maru	114,502	-
Striker, Adriana	116,590	800
Strumm, Brianna	114,101	2,393
Stubbings, Paula	118,278	4,970
Sumra, Balraj	77,879	-
Sun, Zheng	108,799	-
Sunami, Yoichi	114,502	47
Superle, Michelle	115,001	1,595
Surtees, Victoria	102,133	2,056
Sweeney, Ron	86,032	-
Switzer, Kristen	81,677	46
Sztuhar, Janelle	88,910	689
Tabatabaee, Mitrasadat	116,933	-
Taddy, Patrick	84,479	-
Tang, Yan	111,119	52
Tarsia, Alessandro	111,772	516
Tary, Marie	76,879	-
Taylor, Candace	85,990	-
Taylor, Evan	89,820	176
Taylor, Robert	76,424	288
Teigen, Michael	139,775	2,377
Telford, Hamish	139,942	601
Thandi, Kartar	77,879	2,265
Thiessen, Jeffrey	81,892	1,998
Thomas, Jason	118,662	181
Thomas, Varkey	159,723	7,880
Thompson, Liana	152,019	2,247
Thompson, Russell	106,918	750
Thomson, Cynthia	115,238	3,386
Thomson, David	115,425	-
Thomson, Mark	130,142	-
Tielmann, Brayden	82,196	2,137
Tielmann, Deborah	128,061	246

**Schedule of Remuneration and Expenses
Pursuant to the Financial Information Act
Fiscal Year April 1, 2024 to March 31, 2025**



EMPLOYEES SALARIES OVER \$75,000

NAME	SALARIES	EXPENSES
Timbrell, RoseAnne	113,502	2,453
Ting, Miranda	92,521	4,021
Toews, Elissa	81,246	3,297
Toniolo Barrios, Mariana	112,119	2,382
Tourlakis, Marina	116,443	411
Tracey, Kelly	78,381	5,340
Travassos, Susan	80,892	410
Trichard, Sandrine	81,892	982
Tuchscherer, Allan	93,000	7,796
Tuck, Katie	179,528	14,826
Tuckwood, Steven	167,650	9,722
Turchick Hakak, Luciana	117,662	2,793
Twentyman, Helen	81,077	-
Ubell, Jamie	122,819	1,434
Uppal, Jaswinder	121,941	1,384
Upton, Leanne	111,119	814
Van de Wetering, Sven	121,065	2,500
Van der Gulik, Jennifer	119,929	764
Vanderlei, Benjamin	133,431	-
Van Winkoop, Justin	77,225	980
Varankovich, Natallia	105,668	-
Varghese, Arun	103,882	1,005
Visser, Edward	81,185	1,231
Voiniciuc, Tatiana	109,827	-
Vondras, Monika	93,011	4,584
Vysotsky, Stanislav	125,983	2,567
Wainwright, Kevin	134,463	2,478
Walker, Shelagh	79,889	476
Wallis, Keziah	123,478	2,153
Walter, Melissa	112,577	1,638
Waqar, Omer	125,982	14,999
Ward, Deborah	114,502	1,576
Warkentin, Martin	114,502	798
Wassef, Rebecca	88,650	4,139
Watchorn, Patrick	123,847	692
Watters, Elizabeth	114,805	602
Webb, Alisa	230,035	8,348
Wedel, Chelsea	113,933	1,201
Wedel, Gregory	114,502	1,331
Weitzel, Donall	118,081	1,896
Welsh, Eric	79,300	1,273
Wetmore, Alexander	109,799	2,849
Wheeler, Debbie	93,387	-
White, James	79,338	297
Wiebe, Elizabeth	115,582	-
Wilbur, Amea	123,234	1,789
Wilkinson, Bryan	134,583	3,413
Wilson, Shannon	84,959	-
Wind, Jess	97,761	1,735
Wiseman, Alan	189,744	9,882
Woelke, Leanne	76,427	-
Wong, Amara	82,221	-
Wood, Jeffrey	94,338	355
Wood, Kristi-Lee	135,765	7,110
Wright, Brian	100,991	4,381
Wright, Shannon	96,082	3,995
Wurz, Amanda	96,227	1,837
Xi, Xiao Min	94,469	2,587

Schedule of Remuneration and Expenses
Pursuant to the Financial Information Act
Fiscal Year April 1, 2024 to March 31, 2025



EMPLOYEES SALARIES OVER \$75,000

NAME	SALARIES	EXPENSES
Yablonski, Evgueni	82,414	1,688
Yan, Li	81,846	1,009
Yee, Nikki	117,273	175
Yorga, Regina	83,104	57
Yoshizawa, Alejandro	120,742	53
Young, Shelley	97,062	2,613
Yousif, Qahraman	89,032	-
Yu, Joseph	91,435	-
Zak, Taddeus	107,918	1,690
Zapisocki, Christene	94,006	1,426
Zargarian, Tannaz	115,463	1,678
Zhang, Kongwen	133,026	13,396
Zhou, Yunbo	109,514	2,511
Ziegler, Dylan	89,406	-
Zonneveld, Holly	89,187	2,635

Total Over \$75,000	\$ 79,932,562	\$ 2,174,058
---------------------	---------------	--------------

Board Members

Crawford, Stacey	210
Gaetz, Michael	123
Gleeson, Cristen	423
Lacey, Lesa	298
Pankratz, John	259
Vanderpol, Fran	33

Total Board Members	\$ 1,346
---------------------	----------

Total Other Employees with Remuneration of \$75,000 or Less	38,043,470
Receiver General (CPP/EI)	6,676,801

GRAND TOTAL	\$ 124,652,833	\$ 2,175,404
-------------	----------------	--------------

Reconciliation of Salaries & Wages
Fiscal Year April 1, 2024 to March 31, 2025



Total Salaries and Wages per Financial Statements - Note 16		<u><u>\$ 114,218,577</u></u>
Total Employees Remuneration over \$75,000	79,932,562	
Total Employees Appointed by Cabinet as Members of Board of Governors	-	
Total Other Employees with Remuneration of \$75,000 or Less	38,043,470	
Receiver General (EI & CPP ER)	<u>6,676,801</u>	
Sub-Total	124,652,833	
*Reconciling Items		
Receiver General (EI & CPP)	(6,676,801)	
Year End Salary Accruals & Adjustments (including Vacation)	1,047,414	
Non Reported & Benefit UFV Accounts	(3,710,018)	
Taxable Benefits	(917,568)	
Banked Overloads & Release	<u>(177,283)</u>	
	(10,434,256)	
		<u><u>\$ 114,218,577</u></u>
		<u><u>\$ 0</u></u>

STATEMENT OF SEVERANCE AGREEMENTS

There were (2) severance agreements under which payments commenced between the University of the Fraser Valley and its non-unionized employees during fiscal year 2024/2025.

The agreement represents a total of fifteen and a half (15.5) months of compensation.

Pursuant to the Financial Information Act, RSBC 1996, c. 140, Financial Information Regulation (August 1, 2018), Schedule 1, Section 6.

SCHEDULE OF PAYMENTS TO SUPPLIERS OF GOODS AND SERVICES

For the Fiscal Year ended March 31, 2025

**Pursuant to the
Financial Information Act
RSBC 1996, c. 140,
Financial Information Regulation
(August 1, 2018), Schedule 1, Section 7**

**Schedule of Payments to Suppliers of Goods and Services
Pursuant to the Financial Information Act
Fiscal Year April 1, 2024 to March 31, 2025**



REGULAR SUPPLIERS OVER \$25,000

COMPANY NAME	EXPENDITURE
1252919 BC Ltd, Operating as Snowcleared	98,595
2730 Architecture	54,131
4Imprint	53,311
4th Utility Inc	141,010
9199-8997 Quebec Inc (oa Managium)	46,200
A. Craig & Son Ltd	31,913
Aalten Water Treatment Services Inc	28,798
Abbotsford Arena Limited Partnership	68,819
Abbotsford Line Marking Ltd	43,507
Adcock Equipment Inc	31,920
Ainsworth Inc.	880,314
Air Canada	86,210
AJ Pumps & Water Treatment Ltd.	44,573
All Connect Immigration Consulting Ltd	394,213
ALS Canada Ltd	29,012
Altus Group Limited	76,405
Amazon	283,286
American 3B Scientific	40,984
Aplicar Technologies Inc	38,132
Apple Canada Inc.	221,693
ApplyBoard Inc	1,381,270
Around the Clock Lock Ltd	314,300
Atlas Performance + Golf Academy Inc.	26,700
Automation One Business Systems Inc.	31,319
B B S R & Associates LLP	58,770
Bannister Chrysler	73,999
BC Association of Institutes & Universities	63,640
BC Hydro & Power Authority	987,864
BCD Ventures Ltd. O/A ServiceMaster of Fraser Valley	71,996
BCNET	1,001,888
Beatty Floors Ltd	33,920
Bespoke Social Profit Solutions Inc.	29,174
Best Bet Editorial Consultants Ltd	25,636
Best Buy Canada Ltd	60,929
Blackbaud Inc	79,820
Blackbird Research and Consulting, Inc	40,250
Blackboard LLC.	385,213
Brian Harding Bushes to Bricks	29,573
Bruinsma Tree Service	26,261
Bruker Ltd	284,783
Bunzl Canada Inc DBA Bunzl Cleaning & Hygiene	50,301
Caen Ave Properties Limited Partnership	154,175
Campus eBookstore Inc	25,111
Canada West Universities Athletic Association	115,158
Canadian Research Knowledge Network	717,940

**Schedule of Payments to Suppliers of Goods and Services
Pursuant to the Financial Information Act
Fiscal Year April 1, 2024 to March 31, 2025**



REGULAR SUPPLIERS OVER \$25,000

COMPANY NAME	EXPENDITURE
Canadian Turner Construction Company,Ltd.	10,837,306
Canam Consultants Ltd	266,189
Canem Systems Ltd	140,385
Canex Building Supplies Ltd	28,285
Capulet Communications Inc	28,000
Carleton Technologies Inc.	47,706
Cascade Capital Machine Sales Inc	48,412
CAUBO	29,652
CDW Canada Corp.	266,105
Cengage Learning Canada Inc	228,887
Century Plumbing & Heating Ltd	400,420
Charter Bus Lines of BC	32,407
Chetanya Career Consultants Pvt Ltd	34,398
Chilliwack Golf & Country	34,309
Cisco Systems Capital Canada Co.	197,100
City Electric Supply	49,932
City of Abbotsford	1,437,395
Clarion Hotel & Conference Centre	39,689
Clark Builders Inc.	46,155,858
Clark Wilson LLP	75,648
Clean Answers Distribution Ltd	52,118
Clean Streak Pressure & Window Washing	28,666
Cloud Software Operations (Ireland) Ltd	54,404
CoachHub Canada Inc	101,660
Coca-Cola Refreshments Canada	28,008
College Pension Plan	7,911,664
Colliers Project Leaders Inc	73,609
Compugen Inc	1,250,300
Conseillers en gestion et information CGI Inc.	43,403
COPPUL (Council of Prairie & Pacific University Libraries)	156,883
Corporate Express	191,097
Cri Inc. (Customer Relationship Index Inc.)	26,250
Crowdstrike Inc	70,736
CSG Canadian Strategy Group LP	97,335
Dafco Filtration Group	38,463
Dana Hospitality Ltd.	538,875
Dell Financial Services Canada Ltd.	162,930
Dependable Door Maintenance Ltd	26,119
DHR International Canada, Inc.	39,443
Dialog BC Architecture Engineering Interior Design Planning	3,158,833
Diamond and Schmitt Architects Incorporated	59,325
Diligent Canada Inc	26,163
Dillon Consulting Limited	78,722
Dos Corrientes Corporation	93,500
DTU Physics/Nutech (Danish Technical University)	31,162
Dubwear Clothing Co	27,836

Schedule of Payments to Suppliers of Goods and Services
Pursuant to the Financial Information Act
Fiscal Year April 1, 2024 to March 31, 2025



REGULAR SUPPLIERS OVER \$25,000

COMPANY NAME	EXPENDITURE
E2E Advising, LLC	55,281
EBSCO Canada Ltd	86,607
Edifice Construction Inc	610,786
Edu Mandate Ltd.	242,265
EITI Global (Electrical Industry Training Institute Global)	168,125
Elite Fire Protection Ltd	54,134
Ellucian Technologies Canada ULC	202,367
Emond Publishing	74,612
Empowering You, LLC	25,662
Enterprise Paper Co Ltd	26,002
ESBE Scientific Industries Inc.	97,757
eSpecial Needs, LLC	29,472
Evisions LLC	31,993
Executive FM Consulting Ltd	32,760
Facebook	75,250
Fasken Martineau DuMoulin LLP	31,448
Fisher Scientific	73,078
Flair Airlines	26,674
Foreseeson EVSE Technology Inc.	49,030
Forge & Spark Media Ltd	28,560
Forte Workplace Law	42,936
Fortins Supply Ltd	33,000
FortisBC-Natural Gas	249,203
Fraser Valley Equipment	38,018
Fraser Valley Global Education Inc	680,449
Fraser Valley Steel & Wire	55,817
GB Paving Ltd	129,695
Gerry Enns Contracting	280,006
GFL Environmental Inc. 2019	46,146
Globe Printers	44,958
GOBI Library Solutions from EBSCO	130,367
Google	85,324
Gordon Food Service Canada Ltd	101,470
Gregg Distributors LP	27,319
Harris & Company LLP	179,661
Headhunter Systems Ltd	40,252
HealthCare International Inc	39,466
Heritage Office Furnishings Ltd.	372,119
Hewlett-Packard Financial Svcs Canada Co	51,251
Hodgson King & Marble Ltd	638,694
Homewood Health Inc	60,280
Hooper Access and Privacy Consulting Ltd	25,725
Hootsuite Inc	29,317
Hoskin Scientific Ltd	38,734
IDP Education Ltd	244,803
Imperial Parking Canada Corp	65,841

**Schedule of Payments to Suppliers of Goods and Services
Pursuant to the Financial Information Act
Fiscal Year April 1, 2024 to March 31, 2025**



REGULAR SUPPLIERS OVER \$25,000

COMPANY NAME	EXPENDITURE
Informa UK Ltd	46,967
Infosilem Inc	36,878
Info-Tech Research Group Inc.	34,680
Insurance Corporation of BC	25,579
Intercity Packers Ltd	29,917
International SOS Canada Inc	40,037
Island Deaf and Hard of Hearing Centre	114,080
J & W Electric Limited	181,925
Jago Nari Limited	170,344
Jain Overseas Services	73,237
Jasco Inc	114,644
John Wiley & Sons Canada Ltd	105,338
JPT Sales Ltd	36,621
Kanan International Pvt Ltd	88,361
KC Overseas Education Pvt. Ltd.	75,355
KMBR Architects Planners Inc	155,898
KMS Tools & Equipment	49,664
KONE Inc	51,977
Konica Minolta Business Solutions (Canada) Ltd	149,821
KPMG LLP	69,989
Kuno Architecture Inc.	51,442
Laerdal Medical Canada Ltd	90,292
Lafarge Canada	176,099
Lamar Transit Advertising Canada, LTD	39,559
Larlee Rosenberg Barristers & Solicitors	26,856
Leaders International Executive Search	161,310
Leap Geebee Edtech Private Limited	59,115
Linkedin Corporation	101,368
Loft Mechanical Inc	833,104
Login Canada	149,555
Lordco Auto Parts Ltd	34,528
Mainland Super-Vac Ltd	77,180
Make Projects Ltd	147,714
Manulife Financial	4,966,089
Maple Leaf Disposal	50,795
Marsh Canada Limited	28,050
Mathews, Dinsdale & Clark, LLP	41,671
Matrix Video Communications Corp.	517,943
McGraw-Hill Ryerson Limited	170,121
Microserve, V8205	1,134,571
Microsoft Canada Inc	86,913
Millennium Computer Systems Ltd	138,222
MilliporeSigma Canada Ltd.	30,457
Minister of Finance	493,907
Mitel Networks Corporation	54,022
Modern Campus Inc.	174,427

Schedule of Payments to Suppliers of Goods and Services
Pursuant to the Financial Information Act
Fiscal Year April 1, 2024 to March 31, 2025



REGULAR SUPPLIERS OVER \$25,000

COMPANY NAME	EXPENDITURE
Moneris	441,026
MPS	75,338
Municipal Pension Plan	2,383,389
National Air Technologies	31,753
Oracle Canada ULC	230,047
Oxford University Press	97,522
Pacific Collaborative Inc	30,803
Pacific Customs Brokers Ltd	38,213
Paladin Technologies	28,145
Partners & Hawes Marketing Consulting Inc	72,774
Parvo Medics Inc	55,635
Pattison Outdoor Advertising LP	99,540
Pearson Canada Inc T46254	296,061
Ped-Education Inc.	51,853
Pinchin Ltd	48,466
Pinton Forrest & Madden Group Inc.	98,027
PNW Yard Pro Landscaping	29,631
Point and Click Solutions Inc	67,376
Potus Consulting	49,984
Pressure BioSciences Inc.	130,453
Prism Engineering Ltd	69,379
Progressive Educational Systems	52,542
Promoplus Advertising Inc.	48,102
Province of BC	2,294,670
Purolator Inc	26,269
Pyramid-e-Services	67,274
Receiver General For Canada	6,885,123
Redpath Relocations Inc.	41,348
Ricoh Canada Inc	71,696
RimaOne	26,382
Riteway Fencing Inc	25,978
Rogers Wireless Inc	145,362
Roper Greyell LLP	28,895
Rose Security Services Inc	486,205
Royal Roads University	49,618
Salasan Nepal	57,639
Sandman Hotel Group	26,866
Sapphire Sound	109,733
Save On Foods	64,112
School District 75 Mission	158,696
School District 78 (Fraser Cascade)	57,400
Scott Specialty Projects Ltd	3,128,571
Securiguard Services Ltd	1,451,658
Sehdev Travel & Educational Services	43,322
SFU-BC Electronic Library Network	376,609
Shaw Cablesystems GP	110,459

**Schedule of Payments to Suppliers of Goods and Services
Pursuant to the Financial Information Act
Fiscal Year April 1, 2024 to March 31, 2025**



REGULAR SUPPLIERS OVER \$25,000

COMPANY NAME	EXPENDITURE
Shell Energy North America (Canada) Inc	247,968
Shxwha:y Village	60,000
Silver Fern Education Consultants Pty Ltd	29,496
SirsiDynix (Canada) Inc	75,560
Skyline Athletics Inc	37,862
Softchoice LP	171,994
Source Office Furniture & Systems Ltd.	32,875
South America Growth Project Foundation	79,490
Spectrum Painting & Restorations Ltd	38,126
Spicers Canada ULC	32,101
Staples	297,513
STERIS Canada Sales ULC	81,993
Sto:lo Nation	30,488
Studyportals B.V.	39,655
Superior Signs and Graphics Incorporated	27,527
Sustainability Solutions Group Workers Cooperative	49,982
Symplicity Corporation	37,870
Taylor Metals Ltd.	25,422
TELUS	69,245
Terminalfour Solutions Ltd	64,654
Terminix Canada Ltd.	28,670
The Home Depot	29,222
The Illuminate Consulting Group LLC	50,461
Thinkspace Architecture Planning Interior Design	899,673
Tormax Canada Inc.	39,242
Transact Campus Inc	157,109
Turnitin LLC	47,686
Tyco Integrated Fire & Security Canada	591,705
Uline Canada Corporation	29,083
Unilogik Systems Inc	51,445
United Power Ltd	792,548
Universities Canada	92,981
University of British Columbia	41,613
University of Toronto Press Incorporated	47,990
V-Twin Motorcycle School Ltd	172,956
VWR International Co	79,329
Wal Mart Canada Inc	27,134
Weldcor Supplies Inc	84,016
Westjet	213,885
Wild Coast Productions & Event Rentals Inc	159,129
Will Creative Inc.	57,750
Wood Wyant Inc	53,133
Workhorse Heating & Plumbing Ltd	198,387
WorkSafeBC	203,197

Schedule of Payments to Suppliers of Goods and Services
Pursuant to the Financial Information Act
Fiscal Year April 1, 2024 to March 31, 2025



REGULAR SUPPLIERS OVER \$25,000

COMPANY NAME	EXPENDITURE
WorldTech IT, LLC	26,207
Wrike, Inc	31,861
Zoom Video Communications Inc.	65,658
Total Suppliers paid over \$25,000	\$ 126,809,765
Total Suppliers paid \$25,000 or less	6,763,663
Consolidated total of grants over \$25,000	192,396
GRAND TOTAL	\$ 133,765,824

Grants greater than \$25,000

Archway Community Services	44,158
Chilliwack Community Services	28,508
Chilliwack Learning Society	28,508
Mission Literacy in Motion Society	30,408
Read Right Society	30,408
The Family Education & Support Centre	30,408
	\$ 192,396



Reconciliation of Expenditures

Fiscal Year April 1, 2024 to March 31, 2025

Total Aggregate Payments Exceeding \$25,000	\$	126,809,765
Consolidated Total of Payments \$25,000 or Less		6,763,663
Consolidated Total of Grant Payments Exceeding \$25,000		192,396
	\$	<u>133,765,824</u>

Expenses from Statement of Operations \$ 193,618,456

Add:

Capital Asset Additions	79,655,918
Adjustments for non-cash items	- 269,801
	<u>\$79,386,117</u>

Less:

Salaries	(114,218,577)
All Employee Benefits	(27,827,930)
Employee Benefits Paid Directly to Vendors	24,435,810
Scholarships, Awards & Bursaries	(4,875,635)
Amortization of Capital Assets	(10,707,843)
Tax Rebates	3,084,700
Expenses paid to employees and not vendors	(1,952,718)
Timing difference of accrual payments	(5,953,577)
Other Reconciling items	<u>(1,222,979)</u>
	(139,238,749)
	<u>\$ 133,765,824</u>
	<u>\$0</u>

MANAGEMENT REPORT and STATEMENT OF

FINANCIAL INFORMATION APPROVAL

For the Fiscal Year ended March 31, 2025

**Pursuant to the
Financial Information Act
RSBC 1996, c. 140,
Financial Information Regulation
(August 1, 2018), Schedule 1, Section 9**

MANAGEMENT REPORT

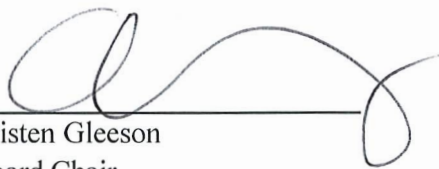
The Financial Statements referred to in this Statement of Financial Information under the Financial Information Act have been prepared by management in accordance with generally accepted accounting principles and the integrity and objectivity of these statements are management's responsibility. Management is also responsible for all the statements and schedules, and for ensuring that this information is consistent, where appropriate, with the information contained in the financial statements.

Management is also responsible for implementing and maintaining a system of internal controls to provide reasonable assurance that reliable financial information is produced.

The Board of Governors is responsible for ensuring that management fulfills its responsibilities for financial reporting and internal controls and exercises this responsibility through the Finance & Audit Committee of the Board. The Finance & Audit Committee of the Board meets with management and the external auditors once a year.


The external auditors, KPMG, conduct an independent examination, in accordance with generally accepted auditing standards, and express their opinion on the financial statements. Their examination does not relate to the other schedules and statements required by the Act. Their examination includes a review and evaluation of the corporation's system of internal control and appropriate tests and procedures to provide reasonable assurance that the financial statements are presented fairly. The external auditors have full and free access to the Finance & Audit Committee of the Board and meet with it on a regular basis.

On behalf of the University of the Fraser Valley



Cristen Gleeson
Board Chair

Date: October 9, 2005




Nicole Adams
Chief Financial Officer

Date: Oct 14, 2005

STATEMENT OF FINANCIAL INFORMATION APPROVAL

The undersigned represents the Board of Governors of the University of the Fraser Valley and approves all statements and schedules in this statement of Financial Information, produced under the Financial Information Act.



Name: Cristen Gleeson
Title: Board Chair
Date: October 4, 2025