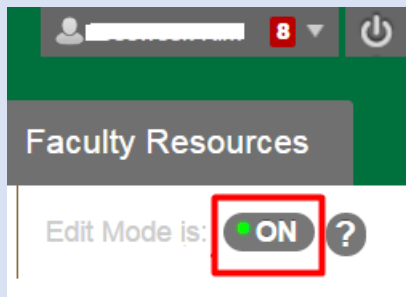
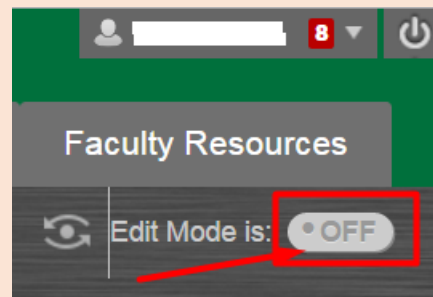


# Assignments: How to Grade Assignments

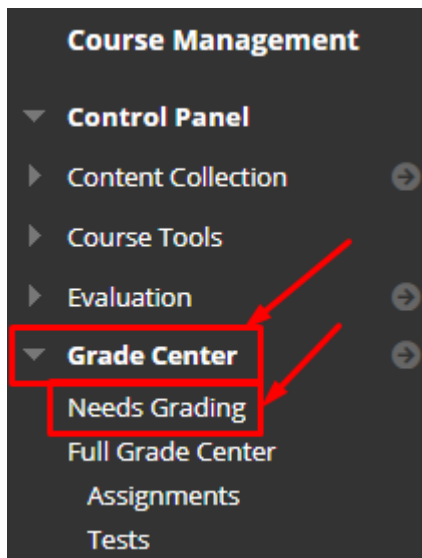
A] (top right) **Edit Mode** should be **ON**



B] (top right) If **Edit Mode** is **OFF**, click **OFF**. Then, **OFF** will change to **ON**.



1] (left menu) under Course Management > **Grade Center** > **Needs Grading**

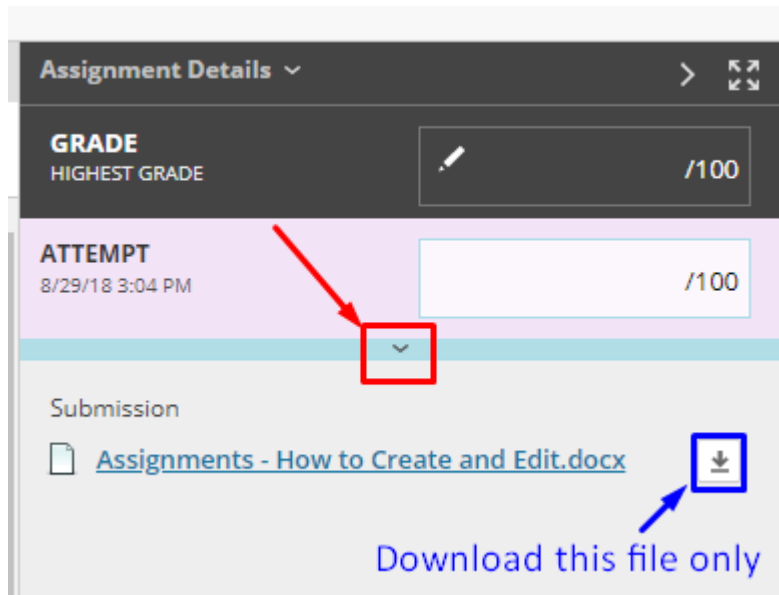


2] **User Attempt** > **Student's name**

2 total items to grade.

CATEGORY	ITEM NAME	USER ATTEMPT
Assignment	Assignment #1	zz-testing-student11 zz-testing-student11
Assignment	Assignment #1	zz-testing-student12 zz-testing-student12

### 3] Open Grading Panel (action link under the ATTEMPT score box)



### 4] ATTEMPT: Automatic Score from Grade by Rubric or Type Score > Feedback > (optional) Attach a File > (optional) Add Notes (only for instructors/no student access) > Save Draft (to submit later) or Submit

