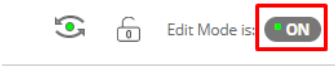


## Test Exceptions

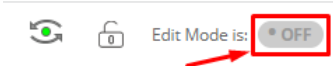
You can set exceptions on a test that allow you to provide a single student with different parameters for the test such as availability, timer and/or number of attempts.

**Make sure edit mode is on (Top right of screen) Click to toggle.**

**Edit Mode is ON**

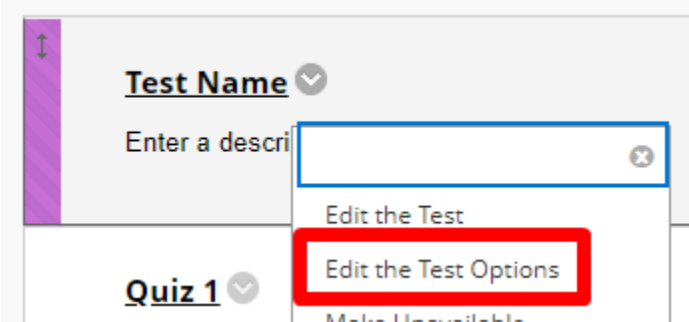


**Edit Mode is Off**



**CLICK TO TOGGLE EDIT MODE ON.**

1. Go to the test you want to add the exception to and choose Edit the Test Options.



**Test Name** ▼  
Enter a description


**Quiz 1** ▼

- Edit the Test
- Edit the Test Options**
- Make Unavailable

2. Click Add User or Group.
3. Choose the student you wish to set the exception for.

Add User or Group

Search: Any ▼ Not Blank ▼  Go

<input type="checkbox"/>	USER OR GROUP	USERNAME
<input checked="" type="checkbox"/>		300069744

4. Set the exceptions for that student
  - a. Choose the number of attempts the student has.
  - b. Set the timer for this student.
  - c. Choose if auto-submit is activated or not.
  - d. Click the calendar to edit the availability dates of the test.

## TEST AVAILABILITY EXCEPTIONS

Select **Add User or Group** to search for course users and groups to add to the exception list. Timer and force completion must be enabled in the previous test availability step to enable those settings for exceptions. If you choose to use groups, you must make the group unavailable if you do not want students or participants to see group members. Select **Remove All Exceptions** to delete all exceptions for the test.

**NOTE:** If you add an exception to a test, the current release conditions are removed, which might impact students or participants who aren't part of the exception. If you have exception requirements, create new rules within the Adaptive Release settings.

Add User or Group
Remove All Exceptions

NAME	ATTEMPTS	TIMER	AVAILABILITY	
Courtney Boisvert	Single Attempt <span style="font-size: 0.8em;">▼</span>	<input checked="" type="checkbox"/> 90 <input checked="" type="checkbox"/> Auto Submit		✕

## DUE DATE

Interested in more educational tools? Check out our How-To Guides at:  
[www.ufv.ca/myclass/faculty-centre/faculty-tutorials](http://www.ufv.ca/myclass/faculty-centre/faculty-tutorials) or email us at [asktlc@ufv.ca](mailto:asktlc@ufv.ca)

