

Test as Assignment with Time Limit

You can administer a test to have an assignment with a time limit. They both allow for instructor feedback including document, video and/or audio.

**Make sure edit mode is on
(Top right of screen)
Click to toggle.**

Edit Mode is ON

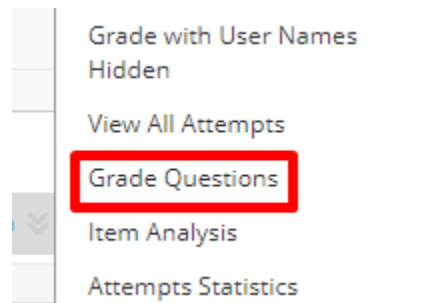
Edit Mode is Off

1. Things to note between a test with a file upload option or an assignment.

	Test with File Upload	Assignment
Set timer for submissions	Yes Test Options → Set Timer → On	No. (Display after & until only)
Download All Submissions in One Zip File	No	Yes Assignment File Download
Download One Submission at a time on One Page with All Submissions	Yes Grade Questions → Responses	No
Download One Submission in “View Attempts”	Yes	Yes
Instructors Feedback Document	Yes	Yes
Instructor’s Feedback Video/Audio	Yes Via Kaltura Media (Bigger files are okay)	Yes Via File Attachment (Small files only)

Test with File Response Question:

1. Go to Full Grade Center, click on the arrow next to the Test. Click Grade Questions



2. Click on the number under Responses.

Test Information				
<input type="checkbox"/> Grade with User Names Hidden				
PREVIEW	QUESTION TEXT	QUESTION TYPE	DEFAULT POINTS	RESPONSES
	Please upload your assignment	File Response	10	2

Displaying 1 to 1 of 1 items | [Show All](#) | [Edit Paging...](#)

3. Download One submission at a time on one page with all submissions.

Question Information	
Displaying 1 to 2 of 2 items	
<p>Courtney Boisvert (Attempt 1 of 1) Score: - Edit</p> <p>Submitted Date: Jan 4, 2023 12:47:52 PM</p> <p>Given Answer: grades.csv </p> <p>Response Feedback:</p>	
<p>Courtney Boisvert_PreviewUser (Attempt 1 of 1) Score: - Edit</p> <p>Submitted Date: Jan 4, 2023 12:47:06 PM</p> <p>Given Answer: CIS 285 Assignment 1.docx </p> <p>Response Feedback:</p>	

Displaying 1 to 2 of 2 items | [Show All](#) | [Edit Paging...](#) | [Back to Questions](#)

4. In the Feedback and notes for attempt attach the instructor's feedback

Courtney Boisvert_PreviewUser (Attempt 1 of 1) Score: - [Edit](#)

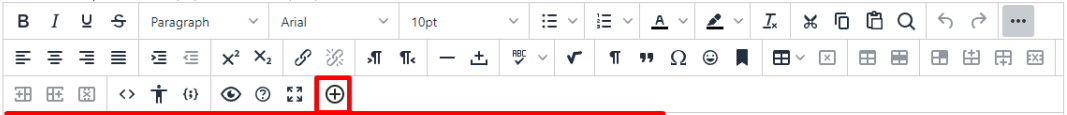
Submitted Date: Jan 4, 2023 12:47:06 PM


Given Answer: [CIS 285 Assignment 1.docx](#)

Score: . out of 10 points

Response Feedback:

For the toolbar, press ALT+F10 (PC) or ALT+FN+F10 (Mac).





P 0 WORDS. POWERED BY TINY

Interested in more educational tools? Check out our How-To Guides at:
www.ufv.ca/myclass/faculty-centre/faculty-tutorials or email us at asktlc@ufv.ca

